




GEAR PUMPS

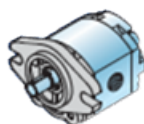
1SPA - GROUP 1 GEAR PUMPS

Part No.	Displacement	Cont. Max. Press.	Max Peak Press.	Max. Speed	Max. Flow
1SPA-0.9	0.89cc	240 bar	290 bar	6000 rpm	5.3 ltr/min
1SPA-1.2	1.18cc	240 bar	290 bar	6000 rpm	7.1 ltr/min
1SPA-1.6	1.6cc	240 bar	290 bar	6000 rpm	9.6 ltr/min
1SPA-2.0	2.0cc	220 bar	270 bar	5500 rpm	11.0 ltr/min
1SPA-2.5	2.5cc	220 bar	270 bar	5000 rpm	12.5 ltr/min
1SPA-3.2	3.2cc	210 bar	260 bar	4500 rpm	14.4 ltr/min
1SPA-3.7	3.7cc	210 bar	260 bar	4000 rpm	14.8 ltr/min
1SPA-4.2	4.2cc	190 bar	230 bar	3500 rpm	14.7 ltr/min
1SPA-5.0	5.0cc	180 bar	230 bar	3000 rpm	15.0 ltr/min
1SPA-6.3	6.3cc	170 bar	210 bar	2700 rpm	17.0 ltr/min
1SPA-7.8	7.76cc	170 bar	210 bar	2500 rpm	19.4 ltr/min
1SPA-9.8	9.78cc	150 bar	190 bar	2000 rpm	19.6 ltr/min


Standard




SAE AA




MC 32



E 32 BX



E 32 CX



2SPA - GROUP 2 GEAR PUMPS

Part No.	Displacement	Cont. Max. Press.	Max Peak Press.	Max. Speed	Max. Flow
2SPA - 4.0	4.0cc	280 bar	320 bar	4000 rpm	16.0 ltr/min
2SPA - 6.0	6.0cc	280 bar	320 bar	4000 rpm	24.0 ltr/min
2SPA - 8.0	8.5cc	280 bar	320 bar	3500 rpm	29.7 ltr/min
2SPA - 11.0	11.0cc	280 bar	320 bar	3500 rpm	38.5 ltr/min
2SPA - 14.0	14.0cc	270 bar	290 bar	3500 rpm	49.0 ltr/min
2SPA - 16.0	16.5cc	230 bar	250 bar	3500 rpm	57.7 ltr/min
2SPA - 19.0	19.5cc	210 bar	230 bar	3300 rpm	64.3 ltr/min
2SPA - 22.0	22.5cc	190 bar	210 bar	2800 rpm	63.0 ltr/min
2SPA - 26.0	26.0cc	170 bar	190 bar	2500 rpm	65.0 ltr/min

Standard



SAE A



SAE A-OR



B80 C



B50 C



E52 C



PRKS 400D



SAE A 14*

